

**A Billion
Here, A
Billion
There:**

*Where Have
All of Ohio's
COVID Relief
Dollars Gone?*



A report detailing how federal funds have been spent and recommendations for immediate and long-term investments of the \$1.9 billion Ohio has left to allocate.

Presented by:



www.OhioARPATracker.org

A dynamic website to track how Ohio is investing its federal COVID relief dollars.

A Billion Here, A Billion There

2.5 Years: \$13.3 Billion

- March 2020: Congress passed, and then-President Donald Trump signed, the Coronavirus Aid, Relief, and Economic Security (CARES) Act which included \$150 billion in Coronavirus Relief Funds. Ohio was allocated \$2.6 billion.
- March 2021: Congress passed, and President Joe Biden signed, the American Rescue Plan Act (ARPA). The Coronavirus State and Local Fiscal Recovery Funds (SLFRF) included \$350 billion to state, local, and Tribal governments across the country to support their response to and recovery from the COVID-19 public health emergency. Ohio's share is \$5.4 billion. Another \$5.3 billion was designated for counties, municipalities, and townships.

Where did it go? How did it help?

A Billion Here, A Billion There

2.5 Years: \$13.3 Billion

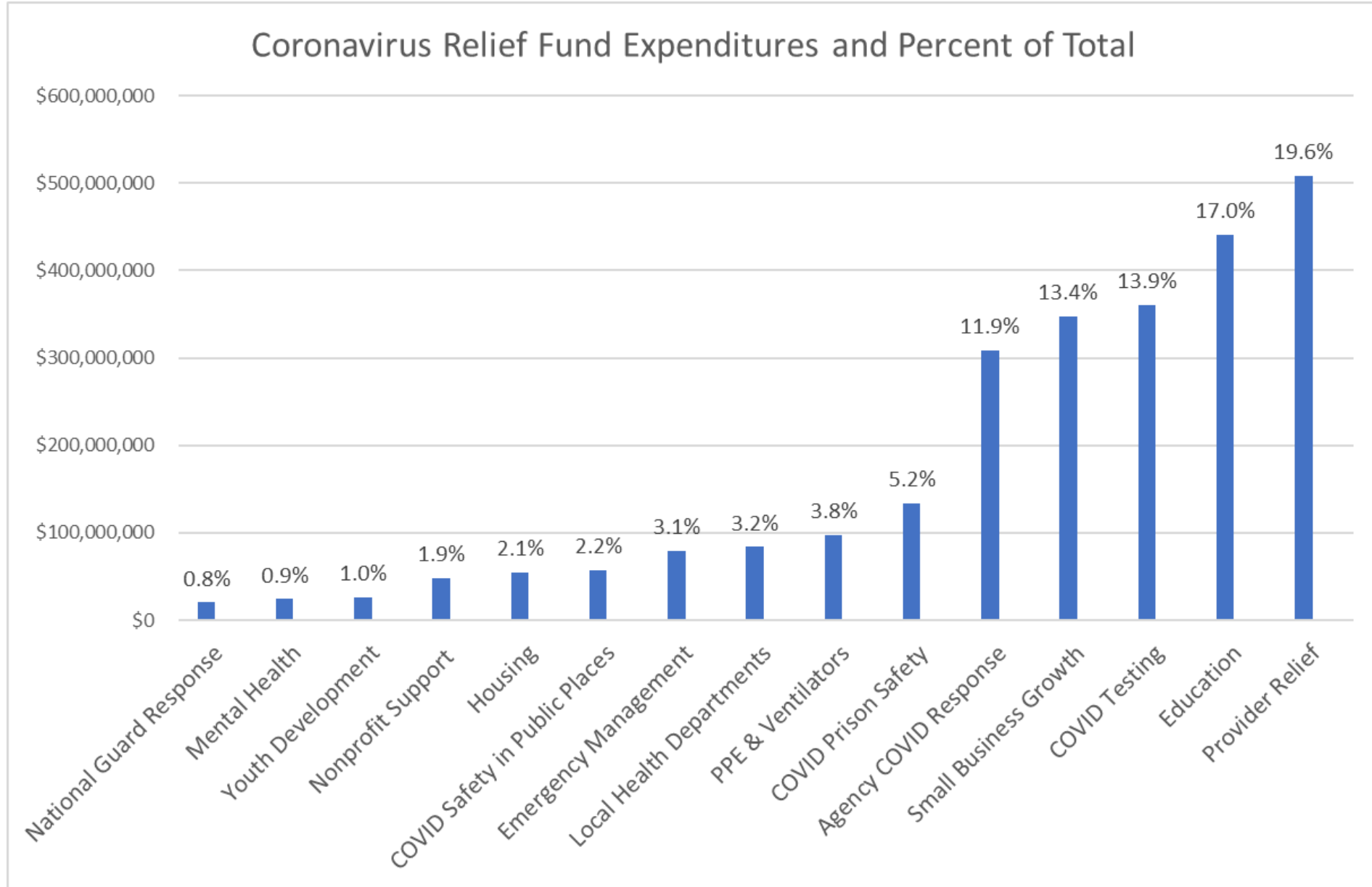
Tracking

- How much money was allocated, for what purpose, and has it been spent to date?
- How was the spending authorized?
- How much money is left to be allocated at the state and local level?

Transparency

Advocacy

Ohio's CRF Spending



Using CRF Data



CARES Act Coronavirus Relief Fund Allocations

The CARES Act was signed into law on March 27, 2020. The CARES Act established the \$150 billion Coronavirus Relief Fund (CRF) which allowed state and local governments to respond to specific needs in their jurisdictions with some limitations. Ohio received nearly \$2.6 billion in state CRF dollars. Ohio had to spend these dollars by 12/31/2021. [Click here](#) to see detailed expenditures.



Finding Your Local Allocations

EDU	Rural & Small Town school districts	\$99,581.12	Education	FOSTORIA CITY SCHOOLS		
EDU	Rural & Small Town school districts	\$114,883.11	Education	TIFFIN CITY SCHOOLS		
EDU	Other education entities	\$14,756.86	Education	CALVERT CATHOLIC SCHOOLS		
BOR	Higher Ed Mental Health	\$23,450.00	Mental Health	TIFFIN UNIVERSITY		
BOR	Higher Ed Mental Health	\$18,910.00	Mental Health	HEIDELBERG UNIVERSITY		
EDU	BroadbandOhio School Connectivity Grant Program	\$151,466.16	Education	SENECA EAST LOCAL SCHOOL		
EDU	BroadbandOhio School Connectivity Grant Program	\$80,829.02	Education	TIFFIN CITY SCHOOLS		
OBM	Public library safety	\$25,000.00	COVID Safety in Public Places	TIFFIN-SENECA PUBLIC LIBRARY		
AGR	County fair safety	\$53,423.91	COVID Safety in Public Places	OHIO COUNTY & INDEPENDENT SENECA COUNTY		
OBM	Public library safety	\$25,000.00	COVID Safety in Public Places	SENECA EAST PUBLIC LIBRARY		
DRC	Preventing and responding to COVID in prisons	\$186,918.51	COVID Prison Safety	SENECA COUNTY		

Local Government Allocations to Every County

DOH	Coronavirus Relief - Department of Health	\$82,909.51	COVID Testing	SENECA COUNTY		
-----	---	-------------	---------------	---------------	--	--

DOH	Local health department support	\$526,157.24	Local Health Departments	SENECA COUNTY		
-----	---------------------------------	--------------	--------------------------	---------------	--	--

OBM	Local Government Allocations	\$3,976,760.61	Local Governments	SENECA COUNTY		
-----	------------------------------	----------------	-------------------	---------------	--	--

OBM	Local Government Allocations	\$3,029,148.53	Local Governments	SENECA COUNTY		
-----	------------------------------	----------------	-------------------	---------------	--	--

DATA 101

- Data provides a framework to understand an issue
 - The framework has to be built from your ability to organize, structure, and understand
- Find good sources
- Consider timeliness versus reliability

WHERE DID ALL THIS INFORMATION COME FROM? *(non-exhaustive list)*

- Governor DeWine's News Releases
- City Council Meeting Minutes and Agendas
- County Commissioner Meeting Minutes and Agendas
- <https://www.naco.org/resources/featured/arpa-investment-tracker>
- House Bills 687, 168, 169, 377
- Local News Outlets (creating RSS feeds)
- Controlling Board Agendas
- ARPA Plans and Reports

Go To: www.ohioarptracker.org

- Follow along as we learn how to use the data

Department	Spent/Allocated	Funding What	Vehicle
OBM	\$1,471,765,771.37	Unemployment Compensation Trust Fund	HB 168
DEV	\$250,000,000.00	Sewer Grants	HB 168
DMHAS	\$84,000,000.00	Pediatric Behavioral Health Care Facilities	HB 168
OBM	\$5,000,000.00	Expositions Commission	CB
DPS	\$250,000,000.00	Ballistics, First Responder Mental Health, Crime Labs	HB 169
DMHAS	\$2,500,000.00	COVID Mental Health Impacts	CB
DEV	\$18,000,000.00	Meat Processing Investment	CB
EPA	\$45,000,000.00	Dredge Material Processing Facilities	CB
DAS	\$25,000,000.00	PPE	CB
ODA	\$71,730,000.00	Animal Disease Laboratory	HB 687
DNR	\$137,000,000.00	Parks	HB 687
DNR	\$15,000,000.00	Trails	HB 687
DNR	\$50,000,000.00	Wastewater/Water Systems	HB 687
DRC	\$34,145,000.00	Institutional Upgrades	HB 687
FCC	\$100,000,000.00	School Security	HB 687
DEV	\$101,200,000.00	Local Water and Sewer (Intel)	HB 687
DEV	\$300,000,000.00	Water Reclamation Project (Intel)	HB 687
DEV	\$500,000,000.00	Appalachia Community Grants	Am. Sub. HB 377
OBM/DMHAS	\$6,500,000.00	State Efforts to Respond to COVID	CB
Total	\$3,466,840,771.37		

For a listing of the state agency abbreviations above and what they stand for, [click here](#).

Dept.	Description of Project	Amount	Spending Bucket	Where Did Funds Go	Percent Spent	Notes and Last Updated	Vehicle Used to Allocate Funds	Line Item Reference
DMHAS	Pediatric Behavioral Health Care Facilities	\$ 7,000,000.00	Healthcare	Akron Children's Hospital	100%	8/5/2022	HB168	336648
DMHAS	Pediatric Behavioral Health Care Facilities	\$ 10,000,000.00	Healthcare	Cincinnati Children's Hospital Medical Center				
DMHAS	Pediatric Behavioral Health Care Facilities	\$ 25,000,000.00	Healthcare	Dayton Children's Hospital				
DMHAS	Pediatric Behavioral Health Care Facilities	\$ 17,000,000.00	Healthcare	ProMedica Russell J. Ebeid Children's Hospital				
DMHAS	Pediatric Behavioral Health Care Facilities	\$ 15,000,000.00	Healthcare	University Hospitals Rainbow Babies and Children's				
DMHAS	Pediatric Behavioral Health Care Facilities	\$ 6,450,000.00	Healthcare	Appalachian Children's Coalition: Integrated Services for Behavioral Health				
DMHAS	Pediatric Behavioral Health Care Facilities	\$ 3,550,000.00	Healthcare	Appalachian Children's Coalition: Hopewell Health Centers				
Total		\$ 84,000,000.00						

Local Fiscal Recovery Fund – Columbus and Franklin County

Columbus (Franklin County)

Columbus

TOTAL:
\$187,030,138.00



REMAINING:
\$134,256,327.63

Funded:

- Human Services Grants
- Youth Programs
- Budget Stabilization
- Small Business Support

[Expanded details](#) on each appropriation through 8/5/2022

Franklin County

TOTAL:
\$255,764,417.00



REMAINING:
\$182,819,847.00

Funded:

- Child Care Payments
- Foodbank and Nonprofit Support
- Small Business Support
- Workforce Development

[Expanded details](#) on each appropriation through 8/5/2022

Local Government	City or County	Amount	Description of Project	Spending Bucket	Date Last Updated
Columbus	City	\$266,767.81	Residential Utility Assistance	Public Utilities	8/5/2022
Columbus	City	\$15,943,432.47	Human Services	Economic Recovery	8/5/2022
			\$5 Million to 48 Non-profits (ELEVATE) for houselessness and infant mortality		
Columbus	City	Intentionally Blank		Intentionally Blank	8/5/2022
Columbus	City	\$13,824,594.46	Youth Programming	Youth Development	8/5/2022
Columbus	City	•\$3,910,003.00	Child Care Incentives	Youth Development	8/5/2022
Columbus	City	\$5,349,300.89	Small Business Support	Small Business Growth	8/5/2022
Columbus	City	\$239,391.03	Administrative Costs	City Budget Stabilization	8/5/2022
			Premium Pay for City Employees		
Columbus	City	\$9,272,343.15		City Budget Stabilization	8/5/2022
			COVID Public Health Response		
Columbus	City	\$3,967,977.56		Access to Healthcare	8/5/2022
Total		\$52,773,810.37			

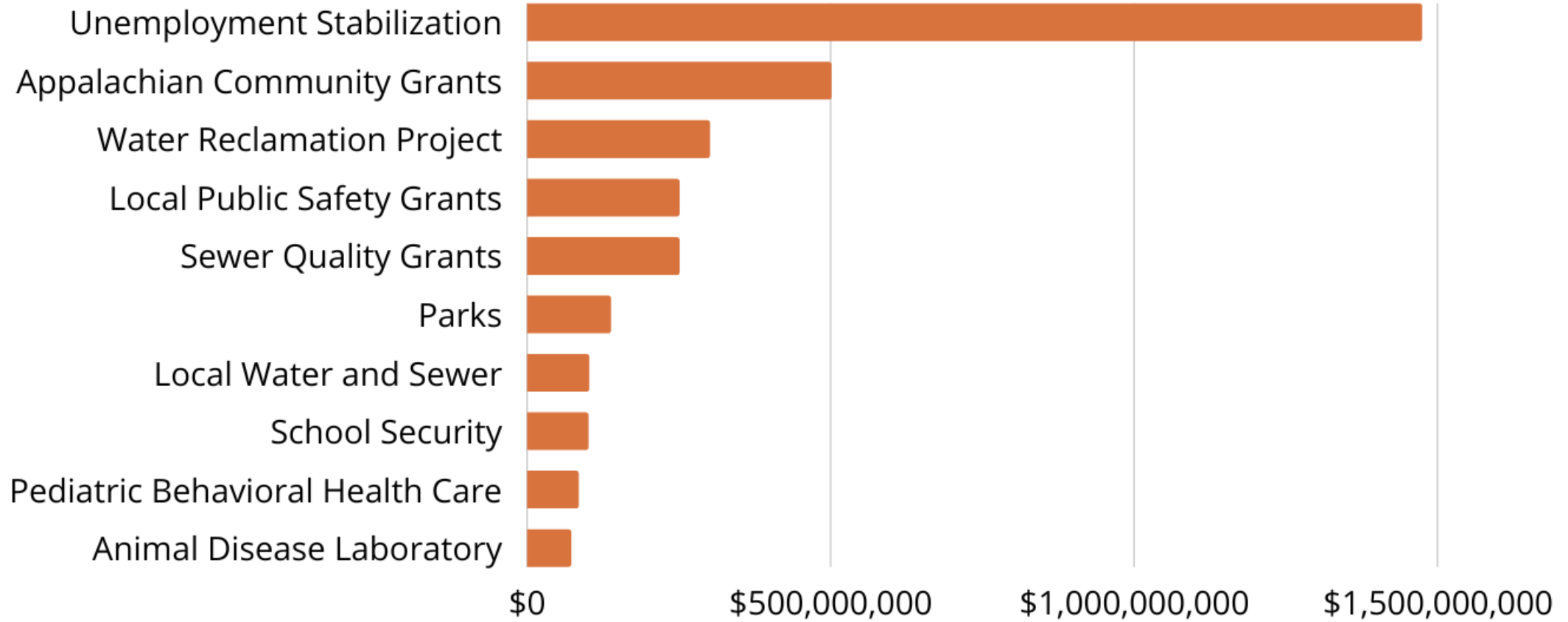
Local Government	City or County	Amount	Description of Project	Spending Bucket	Last Updated
Franklin	County	\$ 26,045.00	Human Service Chamber	Public Health	8/5/2022
Franklin	County	\$ 50,000.00	Red White and Boom	Tourism	8/5/2022
Franklin	County	\$ 55,472.00	LEAD for young women of coor to attend summer camp	Youth Development	8/5/2022
Franklin	County	\$ 60,700.00	PR on Resources to pay for rent	Administrative Support	8/5/2022
Franklin	County	\$ 80,585.00	Seniors and Technology	Unknown Category	8/5/2022
Franklin	County	\$ 90,000.00	COVID Mitigation and and Education	Access to Healthcare	8/5/2022
Franklin	County	\$ 135,600.00	Community Health	Access to Healthcare	8/5/2022
Franklin	County	\$ 155,000.00	African American Male Wellness Agency	Access to Healthcare	8/5/2022
Franklin	County	\$ 200,000.00	Franklin County Public Health	Access to Healthcare	8/5/2022
Franklin	County	\$ 250,000.00	Experience Columbus	Tourism	8/5/2022
Franklin	County	\$ 330,766.00	Men's Dress Shop	Workforce Development	8/5/2022
Franklin	County	\$ 342,302.00	IMPACT -- Housing program for youth in foster care	Housing	8/5/2022
Franklin	County	\$ 500,000.00	United Way Reading Program	Youth Development	8/5/2022
Franklin	County	\$680,000.00	Alvis House	Unknown Category	8/5/2022
Franklin	County	\$ 923,100.00	Building and Driving Furtures Workforce Training	Workforce Development	8/5/2022
Franklin	County	\$ 1,050,000.00	Columbus Urban League	Support Black Business	8/5/2022
Franklin	County	\$ 1,125,000.00	A Kid Again	Public Health	8/5/2022
Franklin	County	\$ 1,250,000.00	Franklin County Convention Facilities for equipment and safety protocols due to the pandemic	Public Health	8/5/2022

			Community Agencies Helping Residents Recover from the pandemic	Public Health	8/5/2022
Franklin	County	\$ 2,200,000.00			
			Getting Women Back to Work	Workforce Development	8/5/2022
Franklin	County	\$ 2,540,000.00			
			Non-profit Agencies	Support Non-Profits	8/5/2022
Franklin	County	\$ 2,700,000.00			
			Franklin County Stadium	Tourism	8/5/2022
Franklin	County	\$ 3,000,000.00			
			Workforce Training	Workforce Development	8/5/2022
Franklin	County	\$ 3,200,000.00			
			Tech Women of Color Workforce Training Initiative	Workforce Development	8/5/2022
Franklin	County	\$ 4,500,000.00			
			JFS for Summer Youth Work Programs	Youth Development	8/5/2022
Franklin	County	\$ 4,500,000.00			
			Non-profit Agencies	Support Non-Profits	8/5/2022
Franklin	County	\$ 5,000,000.00			
			Mid Ohio Food Collective	Health and Human Services	8/5/2022
Franklin	County	\$ 7,000,000.00			
			Small Businesses	Small Business Growth	8/5/2022
Franklin	County	\$ 8,000,000.00			
			Child Care Payments	Youth Development	8/5/2022
Franklin	County	\$ 23,000,000.00			
			Unknown Amount County Engineer	Unknown Category	8/5/2022
Franklin	County	Unknown Amount			
Total		\$72,944,570.00			

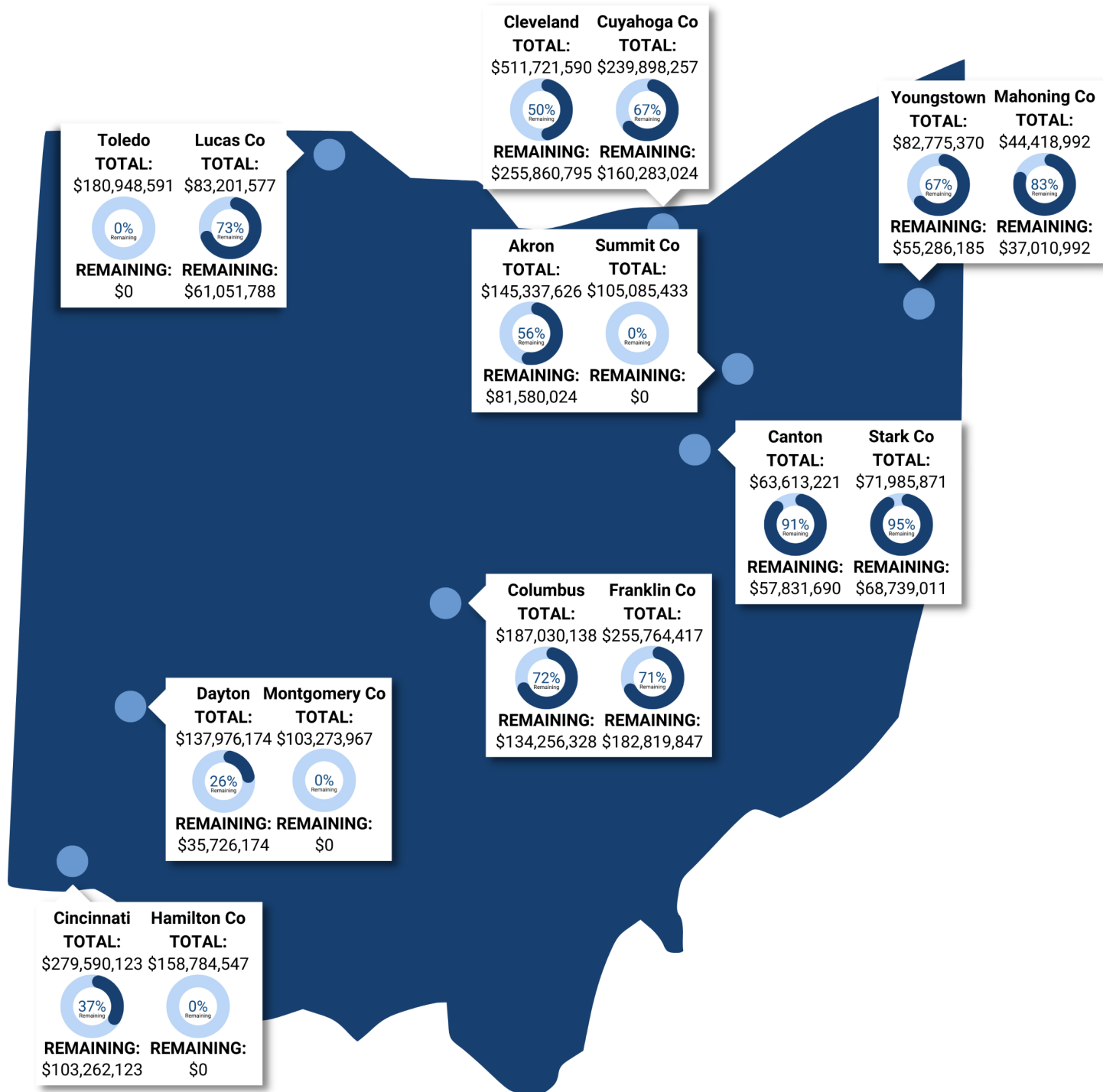
Using Data for Advocacy

- Use the specific numbers to ask questions/make requests via:
 - E-mail
 - Phone calls
 - In-person meetings or hearings
- Know what has been funded
 - Ask what is missing
 - Know how much money is needed for your ask
 - Use persuasive terms like "Pilot Program" or "not base building"
- Use Social Media
 - Specific one-time uses of funds
 - Tag representatives and use hashtags to gain their attention

American Rescue Plan Act: Ohio's Largest Allocations So Far



OhioARPATracker.org



American Rescue Plan Act: What Ohio's Missing...

Zero

State Funds Spent on Food Assistance

State Funds Spent on Housing Assistance

State Funds Spent on Broadband

State Funds Spent on Direct Service Nonprofits

Invitations for Public Input at the State
Level on How to Address the Needs of
Communities Across the State

OhioARPATracker.org

COVID Cliff

Immediate: \$50M for foodbank network to shore up capacity

Immediate Investment: \$331.5 Million

Ohio Foodbanks: \$183 Million



Ohio's foodbank network is already facing incredible need, from inflation, supply chain issues, low donations, and more. This support is vital to ensure foodbanks across Ohio are prepared to meet increased demand following reductions in SNAP benefits, rising operating costs and workforce shortages.

County Job & Family Services: \$25 Million



County Job and Family Services (CJFS) offices, who process eligibility for most public benefits in Ohio, are already strained by workforce shortages and unsustainably high call volume, which will only increase at the end of the PHE. This funding will support CJFS offices as they process an unprecedented number of cases in a short time.

In-Person Assisters: \$23.5 Million



When Ohioans receive notices about benefits changes and undergo the Medicaid redetermination process, our in-person assisters will be their first line of support. This funding would support:

- In-person health insurance enrollment assisters
- Legal Aid Services
- A public outreach campaign to inform benefits recipients of changes

Direct Service Nonprofit Support: \$100 Million



Throughout the pandemic, nonprofits across Ohio have been on the front lines helping communities weather the pandemic. Ohio's direct service nonprofit network has been pushed to the brink while rising operating costs and workforce issues become more challenging.

Remaining \$1.56 billion: Address Long-Standing Problems Causing Health Disparities

Lead Poisoning Prevention—Ohio House Bill 587, sponsored by Representative Tom Patton (R-Strongsville) and Representative Dontavius Jarrells (D-Columbus) and supported by the Ohio Lead Free Kids Coalition calls for a significant investment of ARPA dollars in lead poisoning prevention.

Housing Stability—Led by the Coalition on Homelessness and Housing in Ohio, more than 230 organizations are asking for a one-time investment of \$308 million to add supportive and affordable housing, address infant mortality, and keep seniors housed.

Reducing Health Disparities—In August 2020, Governor DeWine released the COVID-19 Minority Health Strike Force Blueprint which includes actionable recommendations to both eliminate racial and ethnic disparities in COVID-19 and other health outcomes and improve overall well-being for communities of color in Ohio.