



# Advocates for Ohio's Future

Child Care & Pandemic EBT Updates

March 19, 2021



Advocates for Ohio's Future (AOF) is a nonprofit, nonpartisan coalition of over 500 state and local health and human services policy, advocacy and provider organizations that strive to strengthen families and communities through public funding for health, human services, and early care & education.

We work to empower and support nonprofit organizations in the critical work they do, especially as it relates to lifting up the most vulnerable among us.

Kelsey Bergfeld, Director, [kbergfeld@communitysolutions.com](mailto:kbergfeld@communitysolutions.com)



# Child Care is essential

---

Will Petrik, Budget Researcher



*Policy Matters Ohio is a nonprofit policy research institute that creates a more vibrant, equitable, sustainable and inclusive Ohio through research, strategic communications, coalition building and policy advocacy.*

---



**Follow us on Twitter**

[@PolicyMattersOH](https://twitter.com/PolicyMattersOH)



**Like us on Facebook**

[facebook.com/policymattersohio](https://facebook.com/policymattersohio)



**Sign up for our eNews**

[policymattersohio.org](https://policymattersohio.org)

# Why Child Care is Essential

---

- High-quality child care and early learning opportunities help prepare children for the future.
- All parents deserve to go to work knowing their kids have a safe, nurturing place to go.
- Child care is the workforce behind the workforce.

# Before COVID-19, the child care system was fragile and unstable

## Child care workers and preschool teachers are paid poorly in Ohio

	Median hourly wage	Median annual salary
Child care workers	\$10.65	\$22,160
Preschool teachers	\$13.06	\$27,170
Kindergarten teachers	NA*	\$57,460
Elementary school teachers	NA*	\$64,470
Civil engineers	\$38.20	\$79,460

Source: U.S. Bureau of Labor Statistics, Occupational Employment Statistics, "May 2019 State Occupational Employment and Wage Estimates," <https://bit.ly/3ilb6NE>

\* Occupational Wage Survey data do not give median hourly wage for kindergarten and elementary school teachers because teachers' summer sessions - in which work responsibilities vary across districts - make it difficult to calculate hours worked.

# Child care is unaffordable for many working parents

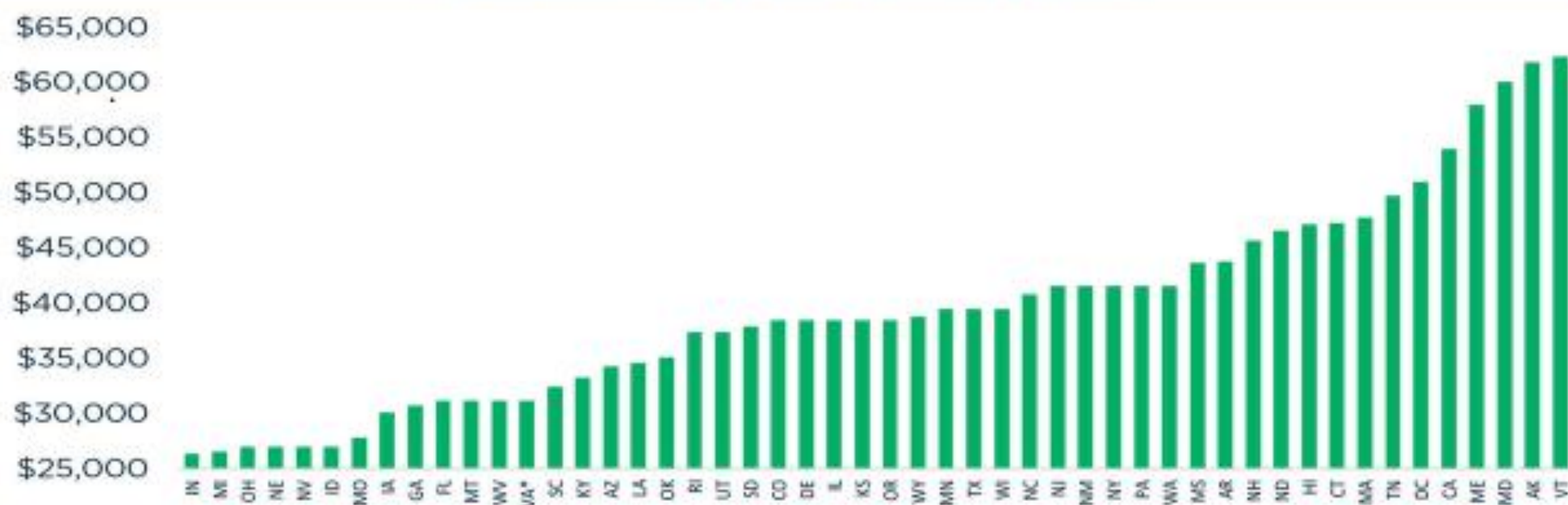
The cost of child care in Ohio is unaffordable  
7% of median family income is the affordability standard

		% of Income Spent on Child Care			
	Total median income	Center-based care for one infant (\$10,009 / year)	Center-based care for an infant and a 4 year old (\$18,267 / year)	Home-based care for one infant (\$7,500 / year)	Home-based care for an infant and a 4 Year Old (\$14,038 / year)
Ohio median household income	\$56,111	18%	33%	14%	25%
Ohio median family income	\$72,028	14%	25%	11%	19%
Ohio median per capita income	\$31,293	32%	58%	24%	45%

Source: Average cost of center-based care for one infant and for an infant and a 4 year old from "Price of Child Care in Ohio," Child Care Aware of America, <https://bit.ly/2BRqCic>. Total median income numbers from the American Community Survey, 2018, data.census.gov, <https://bit.ly/31r9L1t>. Note: A family consists of two or more people related by birth, marriage, or adoption residing in the same housing unit. A household may consist of a person living alone or unrelated individuals or families living together.

# Ohio does less than most states to help working parents afford child care

## Income eligibility limits for a family of three in 2019 Ohio excludes families above 130%



Source: Schulman, Karen, "Early Progress: State Child Care Assistance Policies 2019," The National Women's Law Center, 2019, from Table 1a: Income Eligibility Limits for a Family of Three in 2018 and 2019, <https://bit.ly/3gribym>



# The child care industry was teetering before COVID-19. The pandemic has had a disastrous effect.

---

- Child care providers are struggling to stay afloat.
- 81% of child care providers are serving fewer children than before the pandemic; 91% are paying more for cleaning supplies
- 56% of child care facility owners say they are losing money everyday
- Ohio's publicly funded child care program serves roughly 16,000 fewer children now compared to before the pandemic.

# This has hurt Ohio's children, families, child care workers, and our economy.

---

- Children need social relationships. Children also need high quality early education to enter kindergarten ready to learn.
- According to the National Women's Law Center, more than 2 million women have left the workforce nationwide since the pandemic began last year.
- 17% of child care workers have lost their job since the start of the pandemic
- We cannot fully restart our economy until we address the child care crisis.

# The Governor's proposed budget

Increase in Federal Funding						
Publicly funded <u>child care</u> funding						
2022-2023 state budget (millions of dollars)						
Line item	Source	Program	2020-21 Estimate	2022-23 Proposed Budget	Change	Percent Change
600617	Federal	Child Care	\$726.7	\$937.0	\$210.2	28.6%
600689	Federal	TANF (child care)*	\$978.3	\$1,088.0	\$109.6	11.2%
600413	GRF	Child Care State MOE	\$166.9	\$166.9	\$0.0	0.0%
600535	GRF	Early Care & Education	\$282.1	\$282.6	\$0.5	0.2%
		<b>Total</b>	<b>\$2,154.1</b>	<b>\$2,474.5</b>	<b>\$320.4</b>	<b>14.9%</b>

Sources: Main Operating Budget, Appropriation Spreadsheet, Ohio Legislative Service Commission (LSC), <https://bit.ly/2Qmn6or>. \*Note: Temporary Assistance for Needy Families (TANF) line items taken from the TANF Program Services Framework for SFY 2022-23, Ohio Department of Job and Family Services (ODJFS), <https://bit.ly/3cG0rbJ>.

# The American Rescue Plan - Federal relief will make a difference

---

- Provides significant investments in child care
  - \$500 million for expanded child care assistance
  - \$800 million to help stabilize child care providers

# The American Rescue Plan - Federal relief will make a difference

---

- Provides unprecedented resources for children and families
  - **\$1,400 stimulus checks per person** (one-time stimulus)
  - **\$3,000 per child** (Child Tax Credit) – \$3,600 per child 5 years old or younger – fully available to children in families with low or no earnings
  - Child and Dependent Care Tax Credit – the max credit has been increased from \$1,050 to \$4,000 for one child and \$2,100 to \$8,000 for two or more children.

# We need a long-term fix for our child care infrastructure

---

- **Access and affordability:** Help parents get back to work by making child care more accessible and affordable. Expand initial eligibility for publicly funded child care from 130% to 200% of the federal poverty level.
- **Sustainability:** Make sure children, their families, and child care staff are safe and healthy. Ensure child care providers can keep their doors open.
- **Quality:** Ensure kids receive the quality care they need to thrive; this includes making sure the child care workforce is paid a living wage.
- **Equity:** Make targeted investments in children and families who have historically been excluded.

# Interested in learning more?

---

- Talk with parents in your community. Ask them about their struggles and hopes.
- Review the [Expand Access to High Quality Child Care](#) brief on the Ohio Children's Budget Coalition website
- Reach out to me with any questions. My email is [wpetrik@policymattersohio.org](mailto:wpetrik@policymattersohio.org) and my cell is 614 507 8941



**THANK YOU**



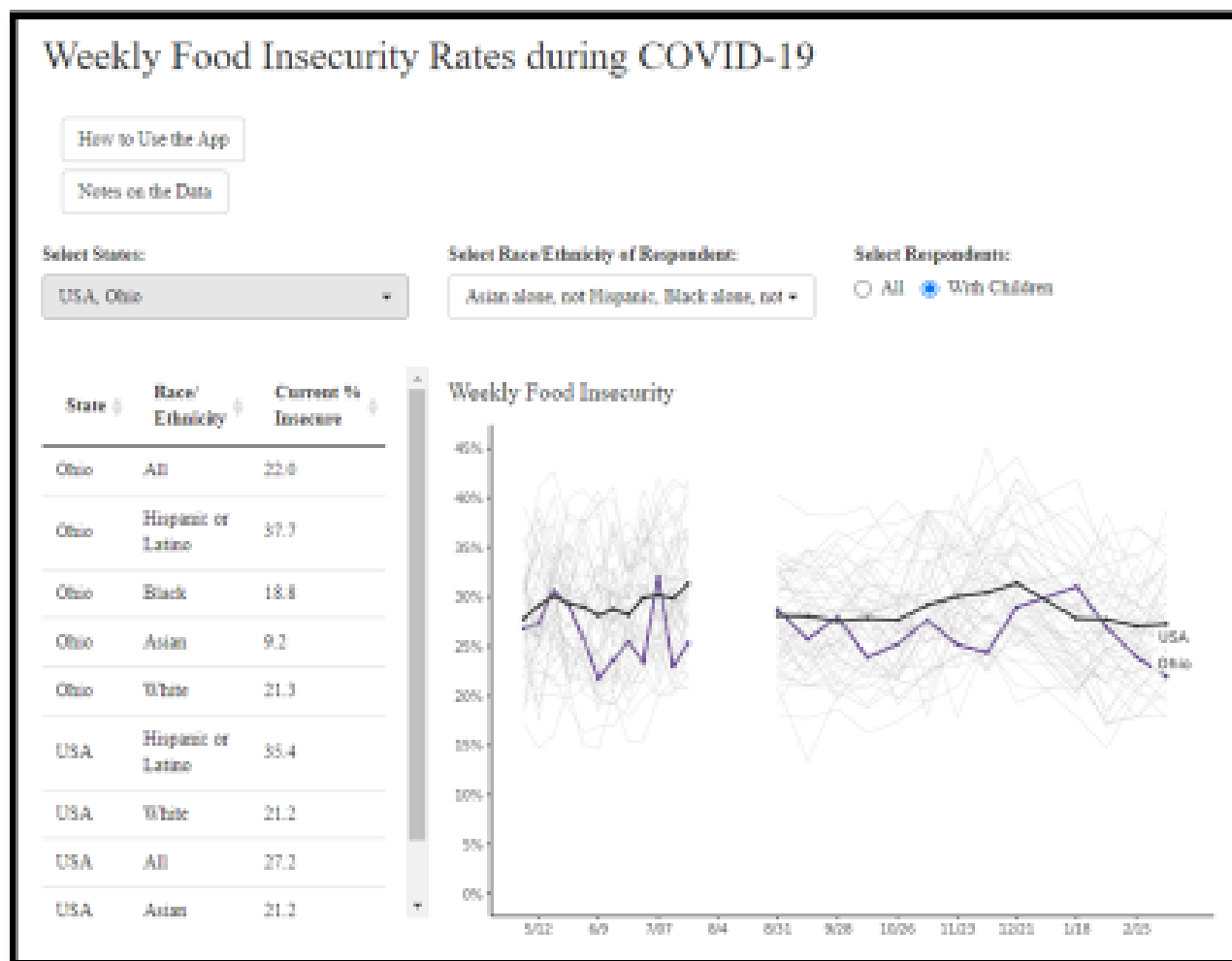
# P-EBT + WIC Improvements in the American Rescue Plan

Advocates for Ohio's Future Webinar

March 19, 2021

# Ohio's Child Hunger Crisis Persists

- During week of March 1, 2021, **22% of Ohio households with children** were food insecure.
- This includes –
  - 21% of white families
  - 19% of Black families
  - **38% of Hispanic/Latino families**
- Improvement from January (when 31% of households with children were food insecure), but still far too high



# Pandemic EBT for School Children

- The Pandemic Electronic Benefits Transfer (P-EBT) Program was authorized by Congress in March 2020. P-EBT provides grocery money to families whose children missed out on free/reduced-price meals at school due to COVID-19.
- In Ohio, P-EBT is run by the Ohio Department of Job and Family Services (ODJFS) and the Ohio Department of Education (ODE). Last school year, Ohio issued P-EBT benefits to **872,000 children** worth **\$261 million**.
- For August-September, Ohio issued a 2<sup>nd</sup> Round of P-EBT benefits to 490,000 school children in schools that were operating virtually for 5+ consecutive days.
- In October, Congress extended P-EBT for the rest of the 2020-2021 school year. **Ohio launched P-EBT 3.0 in February 2021**. Estimated issuing **\$492 million** to **600,000 students**.

**OHIO**

**P-EBT**



1234 5601 2345 6789  
OH Cardholder

# Pandemic EBT for SNAP Participants Under 6

- Authorized October 1, 2020
- Federal guidance not released until January 29, 2021
- First plan approved on February 25 (Arizona)
- Ohio (ODJFS + ODE) actively preparing plan for federal approval
- CCS recommended following Arizona's county-based model
- Encourage Child Care families to enroll in SNAP to qualify for P-EBT!



# P-EBT Expansion in America Rescue Plan Act

- \$5 billion investment
- Allows states to provide P-EBT benefits during summer months
- Extends P-EBT for remainder of public health emergency – so Congress won't need to act again (e.g. for Fall 2021 or a future pandemic)
- FNS will need to issue guidance, so benefit \$ value still unclear.
  - Legislation allows for “up to 90 days.” At \$6.82 per day, could be worth > \$600 per child in additional food benefits.
- Effectively a nationwide “Summer EBT” program. Could this be the first summer that child hunger rates actually go down nationwide?!



# Special Supplemental Nutrition Program for Women, Infants and Children (WIC)

Up to **\$880 million** to:

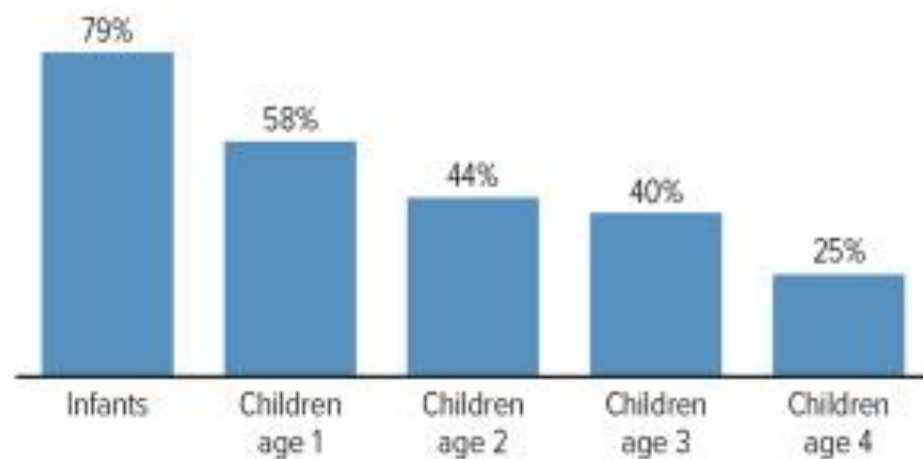
- Modernize the program
- Support innovative service delivery models
- Conduct robust outreach
- Increase the cash value of WIC by up to \$35/month
  - Only through September 30, 2021



# Why WIC Modernization + Outreach is Needed

## Eligible Toddlers Less Likely Than Eligible Infants to Participate in WIC

WIC participation rates by age



Source: U.S. Department of Agriculture, "National and State-Level Estimates of Special Supplemental Nutrition Program for Women, Infants, and Children (WIC) Eligibility and WIC Program Reach in 2017," December 2019.

CENTER ON BUDGET AND POLICY PRIORITIES | CBPP.ORG

## 2017 WIC Coverage Rates by State, All Categories

OHIO

[BACK TO NATIONAL TOTAL](#)

NUMBER ELIGIBLE  
467,400

NUMBER OF PARTICIPANTS  
218,500

COVERAGE RATE  
46.8%



ALL

INFANTS

CHILDREN

WOMEN

[DOWNLOAD DATA](#)

Sources: 2018 CPS-ASEC, 2017 ACS, 2017 PRCS, Census International Data Base, WIC Administrative Data.

<https://www.fns.usda.gov/wic-2017-eligibility-and-coverage-rates#6>

# Remember SNAP!

- **SNAP's 15% Boost Extended through September**
  - Increased max benefit for 1 person from \$204 to \$234
  - Average of \$28 per person/month
  - Still doesn't cover cost of Low-Cost Food Plan
- Emergency Allotments will end if Ohio's public health emergency rescinded
- Encourage eligibility families to enroll in SNAP – Never been a better time!
  - 15% Boost
  - Emergency Allotments (for now)
  - P-EBT Benefits





# Thank You!

Rachel Cahill, Consultant

Center for Community Solutions

[rachel@rcahillconsulting.com](mailto:rachel@rcahillconsulting.com)





# Questions?

**Next Webinar: Friday April 2, 10:30am Sub-Bill Review & Senate Process**

**Sign up for Weekly Newsletter & Events: [HERE](#)**

**Follow us on Twitter: @Advocates4OH**

**[AOF Steering Committee](#) | [www.advocatesforohio.org](http://www.advocatesforohio.org)**

[kbergfeld@communitysolutions.com](mailto:kbergfeld@communitysolutions.com)